



Generalitat de Catalunya
Government of Catalonia



**Agència Catalana
de Cooperació
al Desenvolupament**



**Italian Development
Cooperation**
Ministry of Foreign Affairs
and International Cooperation



Ministry of Environment

NDC
PARTNERSHIP



**Unlocking Public and Private
Finance for the Poor**



LoCAL

LOCAL CLIMATE ADAPTIVE
LIVING FACILITY

7th LoCAL Board Meeting

28th May 2020

Session 1



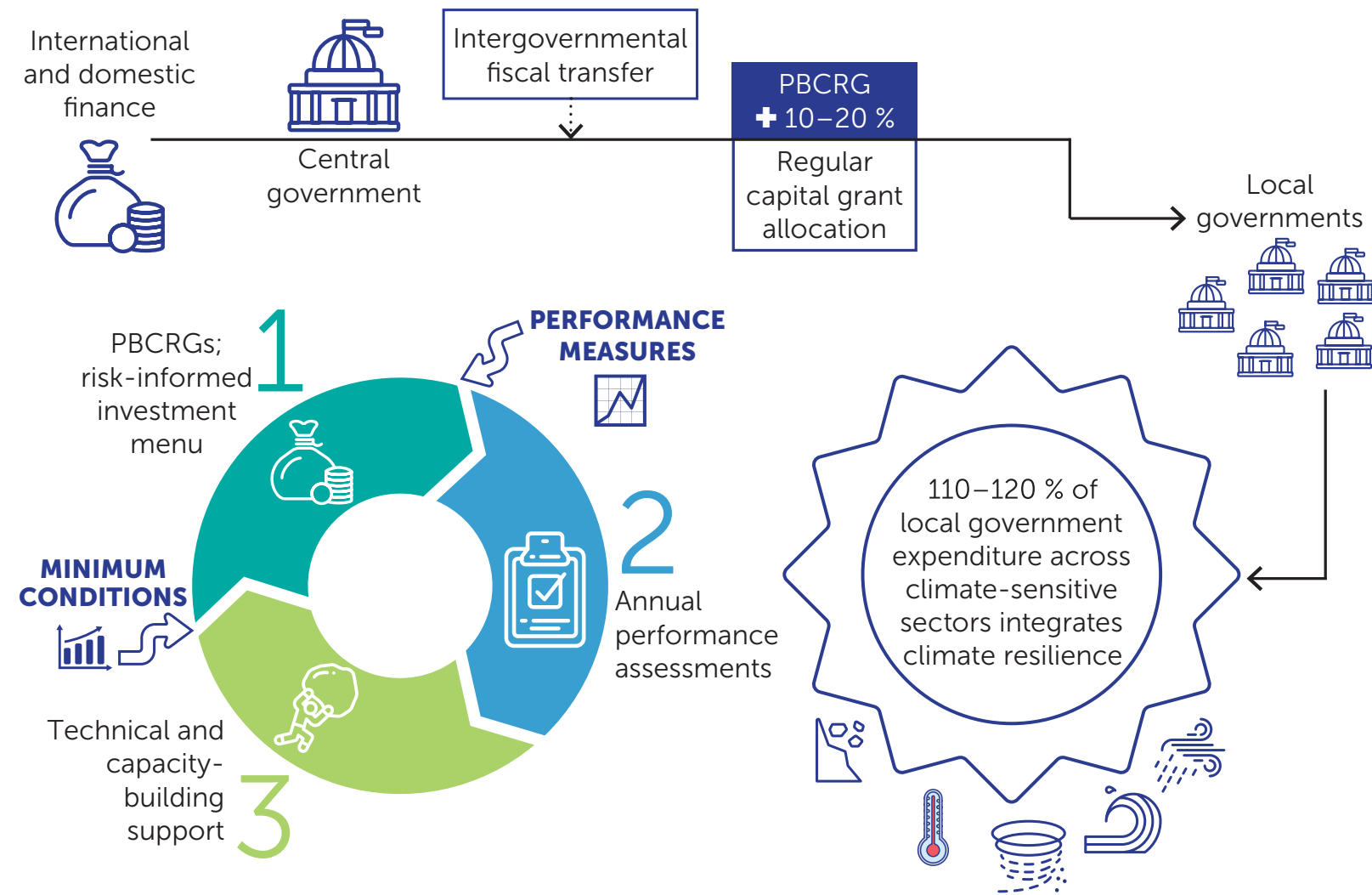
local climate adaptive living facility: LoCAL

A mechanism for financing climate adaptation at the local level to enable local authorities to contribute to the implementation of the Paris Agreement, NDCs, NAPs and SDG 13.





The LOCAL mechanism





LoCAL theory of change

GOAL

Promote **climate change-resilient communities and local economies** by increasing investments in climate change adaptation at the local level in target countries, thereby contributing to the achievement of the **Paris Agreement and the Sustainable Development Goals (SDGs)**, particularly the specific goals of poverty eradication (SDG1) and climate action (SDG13)

OUTCOMES

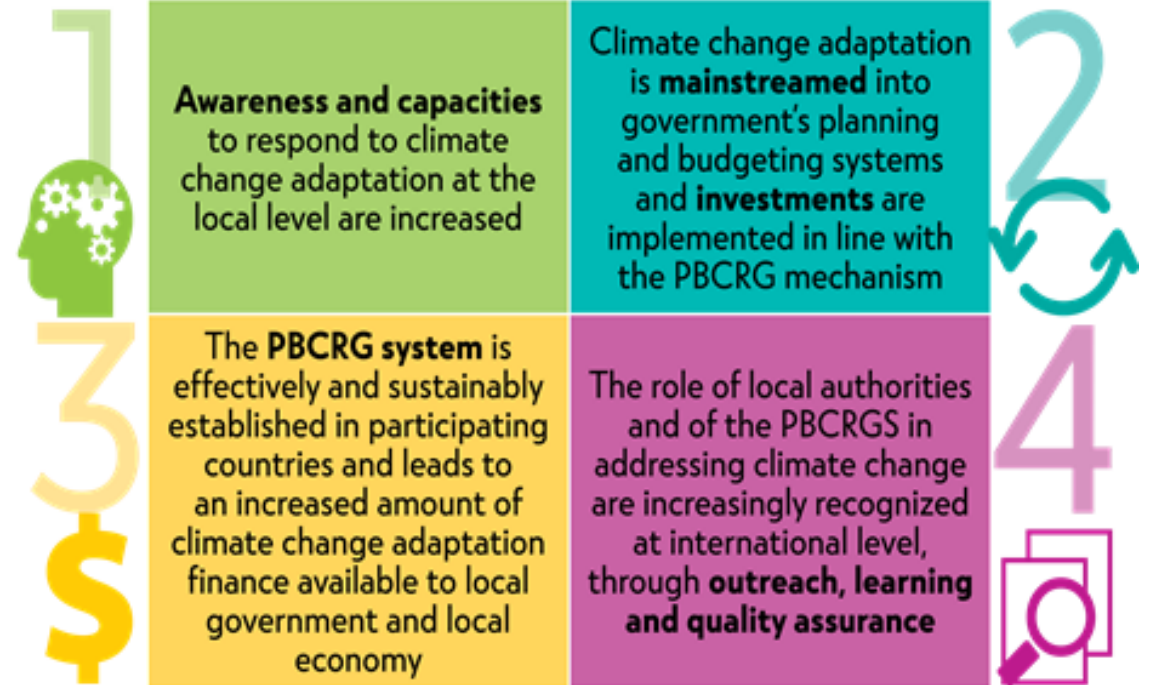
Increased local **government access to (international) climate finance** to implement CCA investments in target countries

Establishment of a **standard and internationally recognized country-based mechanism** to channel climate finance and increase local resilience through PBCRGs

ACTIVITIES

- | | | | |
|---|---|--|--|
| <ul style="list-style-type: none"> Climate risk and vulnerability assessments (CRVAs) Local information systems Awareness and sensitization Assessment of needs and capacity gaps Capacity-building activities | <ul style="list-style-type: none"> Review of CRVA findings and integration of climate change adaptation in local development planning and budgeting Costing, selection and prioritization Adaptation interventions and investments | <ul style="list-style-type: none"> Design of the PBCRGs Annual performance assessments Accreditation to GCF... Identification of investments (for private finance) Policy and institutional strengthening | <ul style="list-style-type: none"> Advocacy South-South cooperation and peer review Knowledge sharing and communication Quality assurance in support of standardization of the mechanism |
|---|---|--|--|

OUTPUTS





**Final report on activities and
results, 2019**

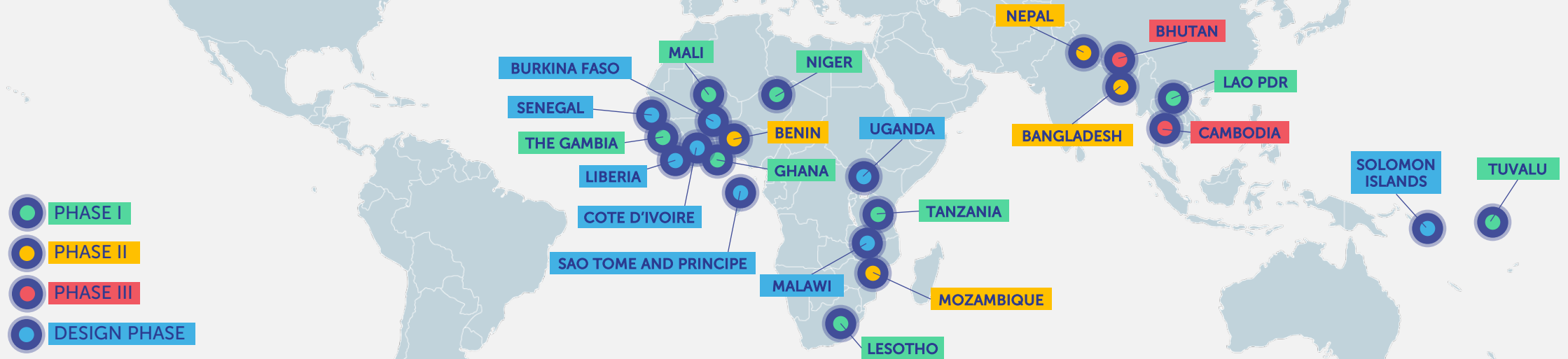


LoCAL expansion & scale-up

- As of end 2019, LoCAL was *deployed* in 14 countries across Africa, Asia and the Pacific, with a potential population reach of over 10 million.
- Another six countries – Burkina Faso, Côte d'Ivoire, Liberia, Malawi, São Tomé and Príncipe and Uganda – submitted official requests to deploy LoCAL.
- In 2019, LoCAL *expanded* to 157 new local governments, thereby reaching a total of 280 local governments.
- This represents an almost 10-fold increase over 2014, when LoCAL reached 29 local governments in seven countries.
- In Ghana, LoCAL was embedded in the Boosting Green Employment and Enterprise Opportunities in Ghana (GrEEn) Programme, supported by the EU Emergency Trust Fund for Africa, enabling LoCAL-Ghana to enter Phase II.
- The United Nations Multidimensional Integrated Stabilization Mission in Mali (MINUSMA) Peacebuilding Fund approved resources for a bridging phase as LoCAL-Mali prepares to enter its Phase II.



LoCAL expansion mapped





LoCAL funding



Funding mobilized and delivered by LoCAL

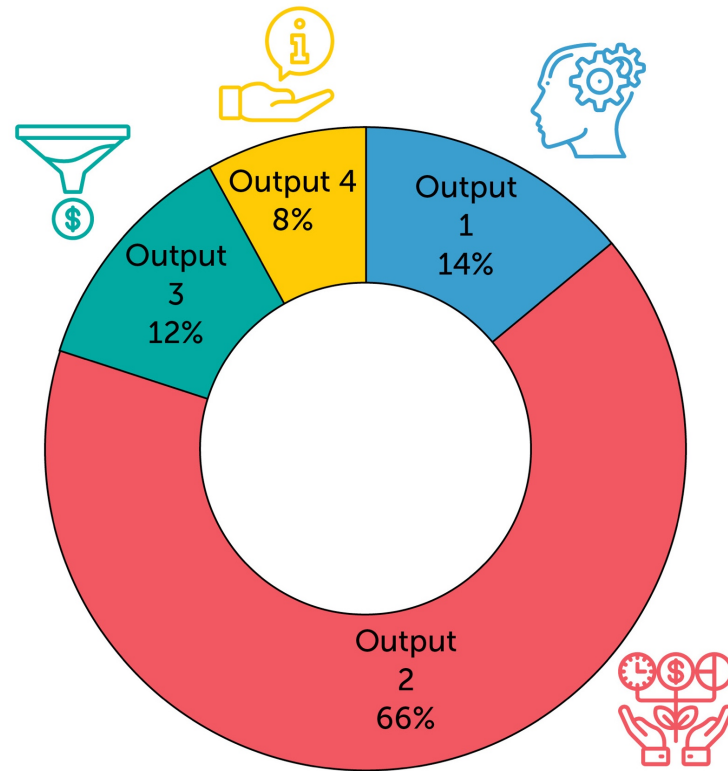
Type	2014–2018	2019	Total
Funding mobilized ^a	60,523,441	23,878,011	84,345,926
Funding delivered	16,986,766	10,879,857	27,866,623

a. Includes both parallel and direct funding support.



LoCAL funds delivered

LoCAL delivery by output, 2019



LoCAL global programme funding sources, 2014–2019 (\$)

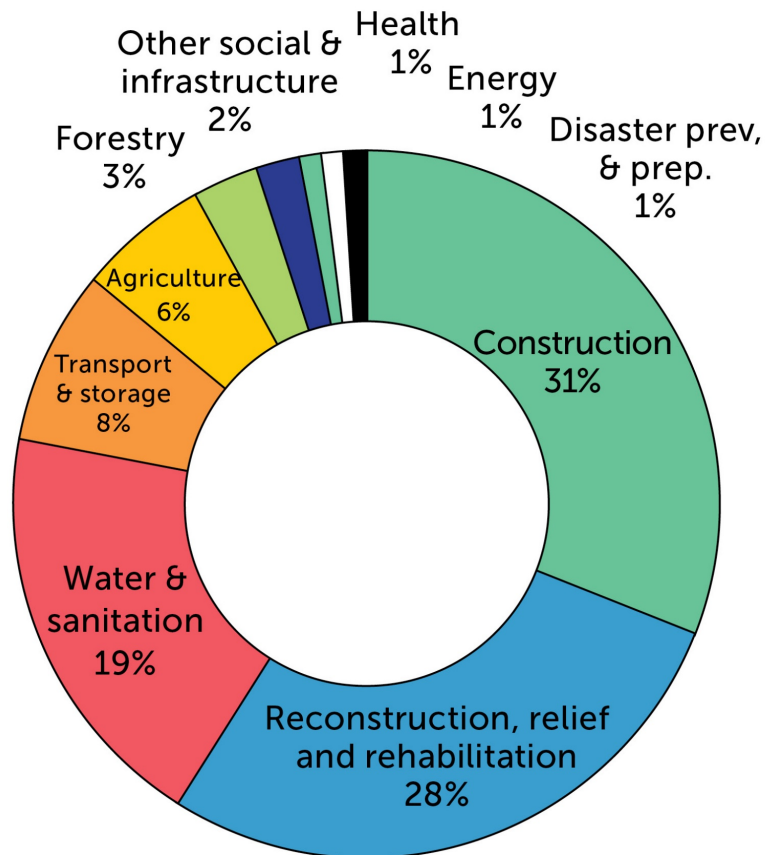
Source	Funding
Belgian Cooperation ¹	1,964,085
Catalan/Mozambique ¹	300,000
EU Bangladesh ¹	4,400,000
EU The Gambia ¹	6,400,000
EU Ghana ¹	6,000,000
EU Mozambique ¹	4,908,674
Sida/Bangladesh ¹	4,000,000
Sida/Cambodia ¹	2,288,287
Sida/Mozambique ¹	12,800,000
Sida/PFIS ¹	3,000,000
EU GCCA+I ²	4,904,750
EU GCCA+II	7,750,400
EU Bhutan ³	7,000,000
UN Development Programme–GEF ³	2,145,000
Cambodia DMK Fund Investment ³	6,037,856
Cambodia Gov't Investment (IFAD loan) ³	2,669,000
Government of Bangladesh ³	750,000
Government of Benin ³	340,000
Government of Mali ³	656,000
Government of Liechtenstein	160,000
Government of Andorra	8,004
One UN/Mali	400,000
Sida/Booster Fund	3,260,870
Sida/Last Mile Trust Fund	527,000
UNCDF	1,216,000
Italy Junior Professional Officer Programme (in-kind)	460,000
Total	84,345,926



LoCAL investments by sector

In 2019, grants financed 322 climate change adaptation interventions across six countries – Bangladesh, Benin, Bhutan, The Gambia, Ghana and Mozambique

LoCAL investments by sector, 2019



Example projects from 2019 in The Gambia



LoCAL international recognition

In April 2019, the LoCAL publication *Financing Local Adaptation to Climate Change: Experience with Performance-Based Climate Resilience Grants* was endorsed by the Least Developed Countries Expert Group to the UNFCCC as supplementary material to its National Adaptation Plan Technical Guidelines.



Financing local adaptation to climate change



Experiences with
performance-based climate
resilience grants



More LoCAL milestones

- Increased engagement with *UNFCCC* (LDC Expert Group, NAP technical working group, Standing Committee on Finance, etc)
- Two government agencies engaged in LoCAL were *accredited with the Green Climate Fund* (GCF) in 2019 with LoCAL support – the National Fund for Environment and Climate (FNEC, Fonds National pour l'Environnement et le Climat) in Benin and the Secretariat for the National Committee for Subnational Democratic Development (NCDD-S) in Cambodia.
- LoCAL developed a partnership with the *West African Development Bank* and *UNITAR* and joined the *NDC Partnership*
- LoCAL's partnership with the *Korea Environment Institute* resulted in preparation of Ghana's first national climate risk assessment for subnational adaptation report.



LoCAL budget 2020

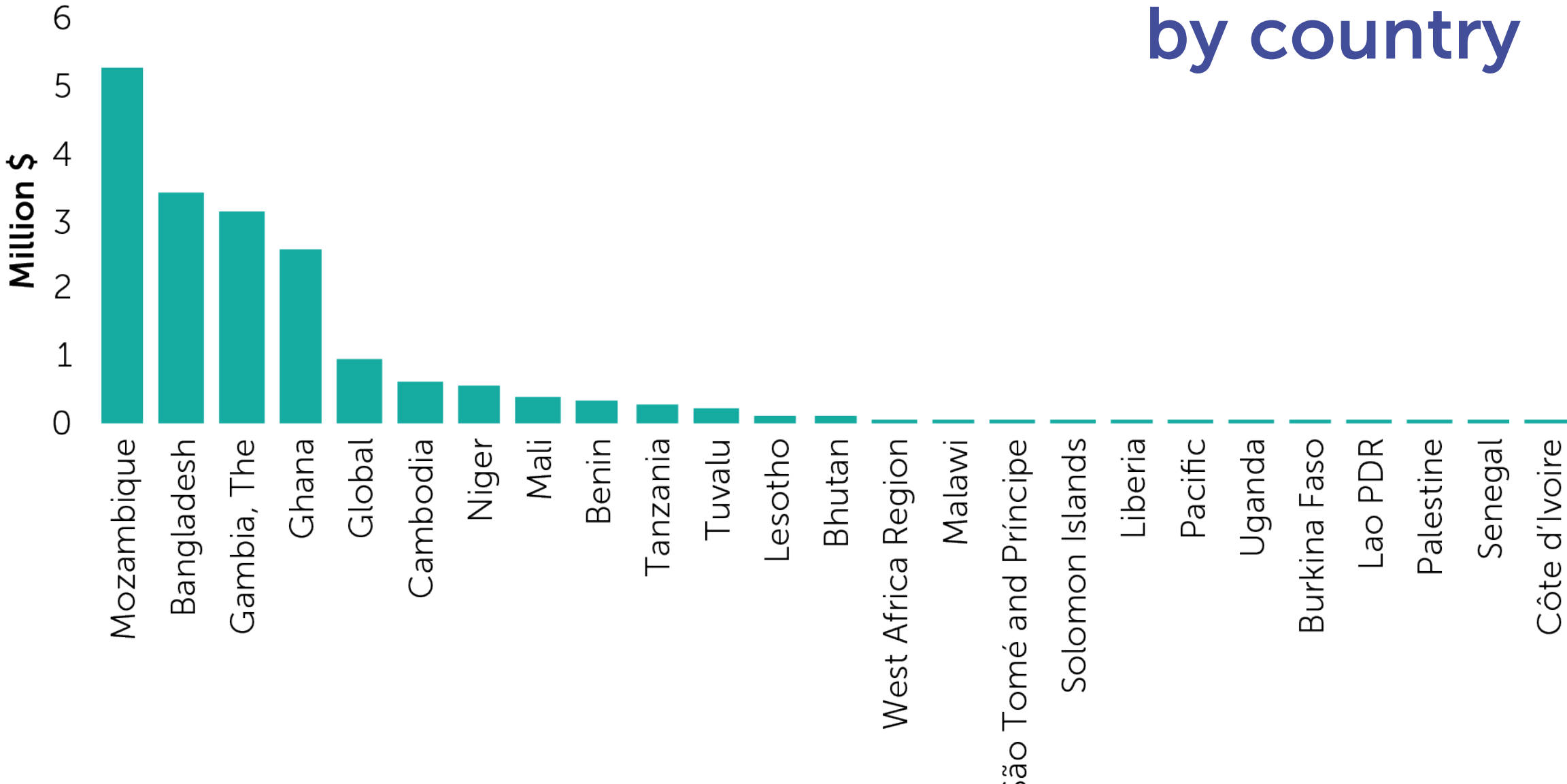


LoCAL 2020 total budget by sub- activities

Budget by sub-activity	Amount (\$)
Output 1: Awareness and capacities	4,785,296
Overall implementation of Output 1	774,311
1.1 Climate change information is collected, used and reflected into local authorities' planning	296,000
1.2 Local authorities and communities have been sensitized to climate change	1,960,540
1.3 Local authorities and communities have received capacity building through LoCAL support	1,754,445
Output 2: Mainstreaming and investments	8,764,410
Overall implementation of Output 2	94,758
2.1 CCA is integrated into local authorities' planning and budgeting through LoCAL/PBCRG system	1,512,990
2.2 PBCRG-financed investments are realized in targeted local authorities up to standards	7,156,662
Output 3: Financing mechanism	4,131,813
Overall implementation of Output 3	602,137
3.1 PBCRG are channeled through established national systems and used by local authorities for implementing CCA activities	930,853
3.2 LoCAL/PBCRG system is effectively rolled out and progressively scaled up in participating countries	961,100
3.3 Private and public climate finance is mobilized and available to local authorities for implementing CCA activities	1,381,473
3.4 PBCRG system is a country-wide and institutionalized mechanism in participating countries	256,250
Output 4: Outreach, learning and quality assurance	472,050
Overall implementation of Output 4	266,250
4.1 LoCAL/PBCRG system is an internationally recognized mechanism to foster decentralized climate finance	130,500
4.2 LoCAL/PBCRG best practices and lessons learned are shared and used by governments and practitioners	75,300
Project management, M&E, communication, visibility	406,271
Grand total programmable budget	18,559,840

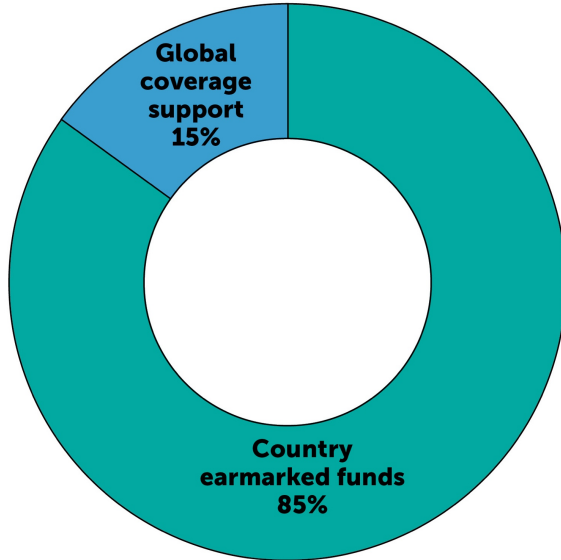


LoCAL 2020 budget by country





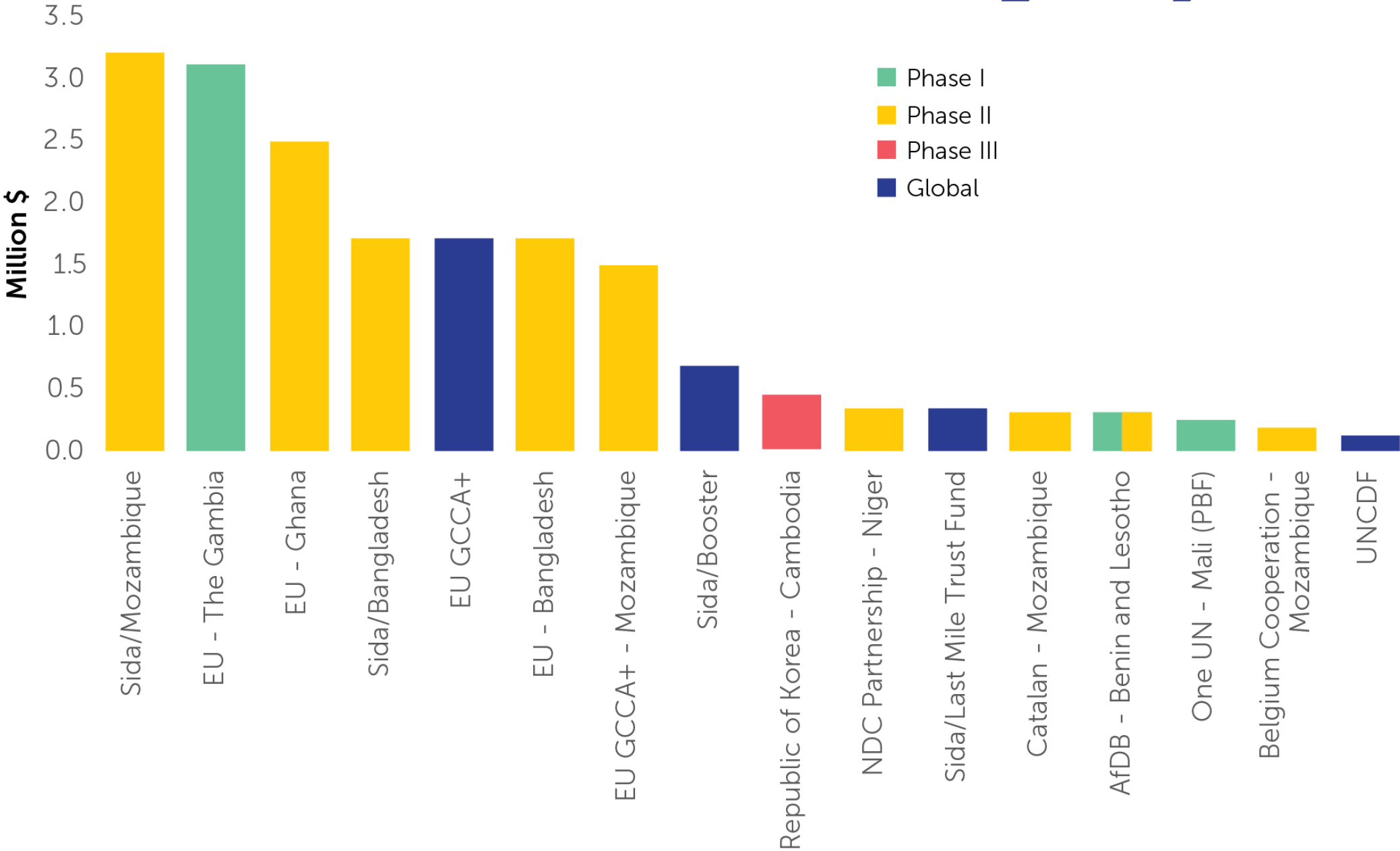
LoCAL 2020 budget by source



Earmarked funds	Budget (\$)	Funds from specific agreement	Budget (\$)
Global coverage	2,861,033	EU GCCA+ Global	1,722,485
		Sida Booster	680,730
		Sida LMTF	347,818
		LD core contribution	110,000
Gambia, The	3,139,021	EU The Gambia	3,139,021
Ghana	2,496,281	EU Ghana	2,496,281
Bangladesh	3,445,004	EU Bangladesh	1,714,743
		Sida Bangladesh	1,730,261
Mozambique	5,253,500	EU GCCA+ Mozambique	1,518,000
		Sida Mozambique	3,243,000
		Catalan Mozambique	302,500
		Belgium Development Cooperation Mozambique	190,000
Cambodia	460,000	Government of Republic of Korea	460,000
Niger	350,000	NDC Partnership Niger	350,000
Benin and Lesotho	297,000	AfDB (Benin and Lesotho)	297,000
Mali	258,000	MPTF Mali	258,000



LoCAL 2020 budget by source





LoCAL
LOCAL CLIMATE ADAPTIVE
LIVING FACILITY

thank you

LoCAL Board Observers



INTRA-ACP GCCA+ PROGRAMME An initiative of the ACP Group of States funded by the European Union's European Development Fund



Agència Catalana
de Cooperació
al Desenvolupament



Generalitat de Catalunya
Government of Catalonia

Cities Alliance

Cities Without Slums



European Union



GREEN
CLIMATE
FUND



NAP
Global
Network



Sida



Union for the Mediterranean
Union pour la Méditerranée
الاتحاد من أجل المتوسط



United Nations
Framework Convention on
Climate Change

LoCAL Partners



Centre de Suivi Ecologique



Korea Environment Institute



unitar

United Nations Institute for Training and Research



BOAD

BANQUE OUEST AFRICAINE
DE DEVELOPPEMENT



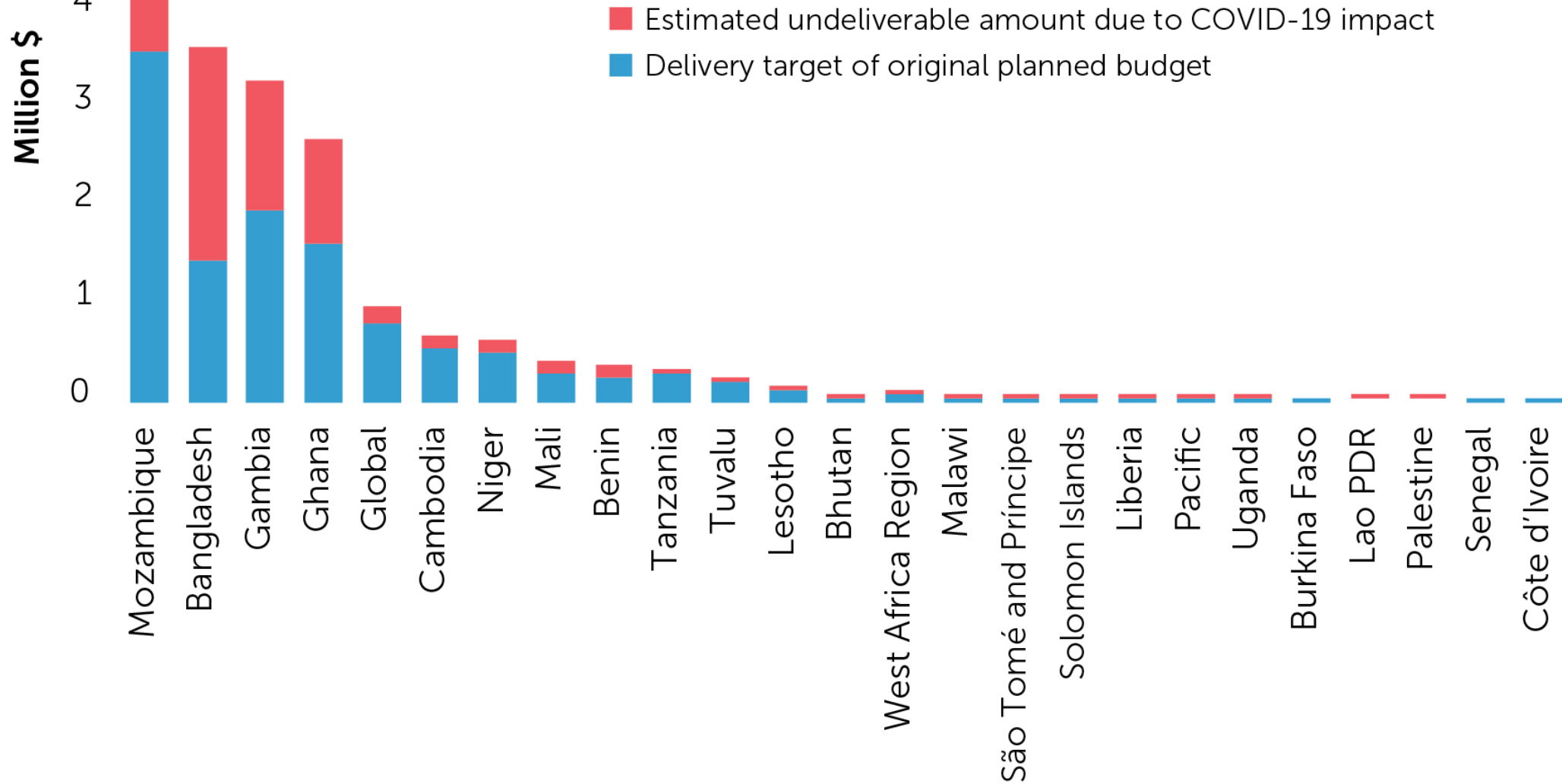
WORLD
RESOURCES
INSTITUTE



Unlocking Public and Private
Finance for the Poor



LoCAL 2020 total budget COVID impact





LoCAL 2020 total budget

Country	Planned budget (\$, March)	Delivery target of original planned budget (\$)	% of delivery target
Mozambique	5,253,500	3,414,775	65
Bangladesh	3,445,004	1,378,002	40
Gambia	3,139,022	1,883,413	60
Ghana	2,571,281	1,542,769	60
Global	955,742	764,594	80
Cambodia	616,250	493,000	80
Niger	596,600	477,280	80
Mali	422,210	295,547	70
Benin	363,500	254,450	70
Tanzania	290,000	261,000	90
Tuvalu	250,000	200,000	80
Lesotho	149,303	119,442	80
Bhutan	105,930	68,855	65
West Africa Region	75,177	67,659	90
Malawi	52,000	41,600	80
São Tomé and Príncipe	42,000	33,600	80
Solomon Islands	40,000	32,000	80
Liberia	33,500	26,800	80
Pacific	30,200	18,120	60
Uganda	30,000	27,000	90
Burkina Faso	27,422	27,422	100
Lao PDR	20,000	—	0
Palestine	20,000	—	0
Senegal	20,000	20,000	100
Côte d'Ivoire	11,200	11,200	100
Total	40,550,044	41,450,507	60